

# ACE

## AX 130

### Backhoe Loader

**Capacity : 1.0 cu.m. / 0.24 cu.m.**

Rugged and reliable  
loading & excavating machine  
with 2 Wheel Drive and  
4 Wheel Drive option.



**DIGMASTER**



*Nothing beats an **ACE***



## Specifications

## AX 130

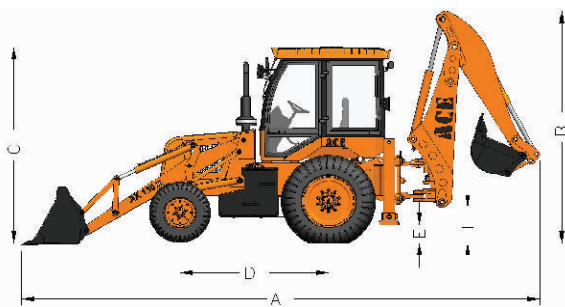
<b>Engine</b>	KIRLOSKAR 4R1040T (BS III) 4 cylinder, turbo charged, water cooled diesel engine delivering 76.0 HP @ 2200 rpm and developing high torque with low fuel consumption or suitable equivalent engine
<b>Max Torque</b>	300 Nm @ 1500 rpm
<b>Transmission</b>	Synchro shuttle transmission with torque converter & synchronised gear box. Single switch forward-reverse function for better loading application with 4 forward & 4 reverse speeds.
<b>Axle</b>	Front : Drive (In case of 4 WD) & Steer Axle, centrally pivoted  Rear : Rigid axle with CARRARO planetary drive.
<b>Steering</b>	Hydrostatic steering for reliability and better control.
<b>Brakes</b>	Hydraulically actuated wet disc brakes at rear wheels with twin pedals in cabin for better control. Mechanically actuated disc brakes for parking.
<b>Cabin</b>	ROPS fully enclosed wide view cabin with easy entry and exit from the cabin.
<b>Hydraulic System</b>	Main Pump flow : 102 lpm Relief Pressure : 210 bar
<b>Electrical System</b>	12V Battery with negative earth and suitable alternator.
<b>Operating weight</b>	7500 kgs.

<b>Bucket Capacity</b>	<ul style="list-style-type: none"> <li>Loader Bucket 1.00 cu.m.</li> <li>Excavator Bucket 0.24 cu.m.</li> </ul>
<b>Refill Capacities</b>	<ul style="list-style-type: none"> <li>Hydraulic Tank: 135 ltrs.</li> <li>Fuel Tank: 160 ltrs.</li> <li>Engine Oil: 11 ltrs.</li> <li>Transmission &amp; Torque Converter: 17 ltrs.</li> <li>Rear Axle (Planetary gear box): 3 ltrs.</li> <li>Differential Housing: 14.5 ltrs</li> </ul>
<b>Tyres</b>	<ul style="list-style-type: none"> <li>Front (2WD) 9.00 - 16 – 16 PR</li> <li>(4WD) 12.5 / 80 – 18 PR</li> <li>Rear - Standard 16.90 - 28 – 12 PR</li> </ul>
<b>Optional Equipment</b>	<ul style="list-style-type: none"> <li>Fork Lift Attachment</li> <li>Excavator bucket: 0.06 cu.m./ 0.09 cu.m./ 0.12 cu.m./ 0.18 cu.m. &amp; 0.30 cu.m.</li> <li>6-in-1 loader bucket</li> <li>Ripper Tooth</li> <li>Heavy Duty Tyres (14.00 x 25)</li> <li>Fire extinguisher</li> <li>Jaw Buket</li> <li>Rock Breaker</li> <li>Cabin with Fops</li> </ul>
<b>Variant Model</b>	4 Wheel Drive with Kirloskar 4R1040TA 4 cylinder, inline water cooled turbo charged engine delivering 96 HP @ 2200 rpm

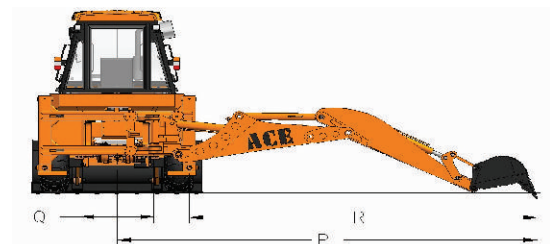
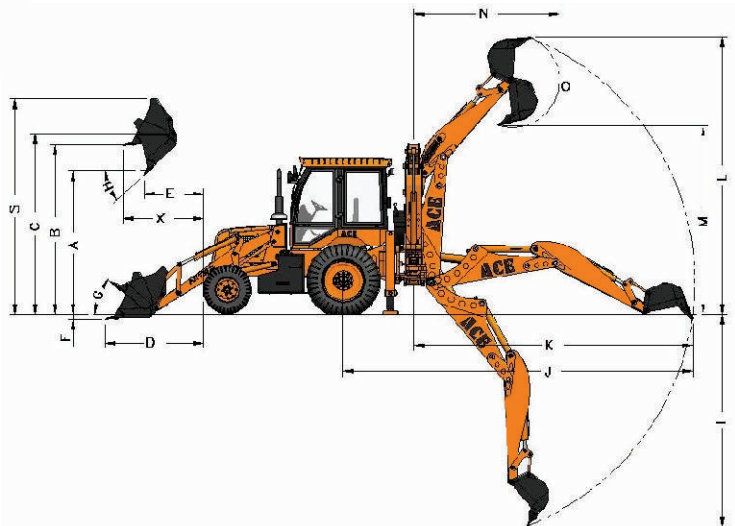
## Load Chart



### Static Dimensions



A. OVERALL LENGTH	7.80 M
B. OVERALL HEIGHT	3.56 M
C. HEIGHT TO TOP OF CAB	2.90 M
D. WHEELBASE	2.22 M
E. MIN. GROUND CLEARANCE	0.26 M
F. SLEW GROUND CLERANCE	0.53 M
WIDTH (OVER BUCKET)	2.38 M
TRACK WIDTH FRONT	1.84 M
TRACK WIDTH REAR	1.72 M



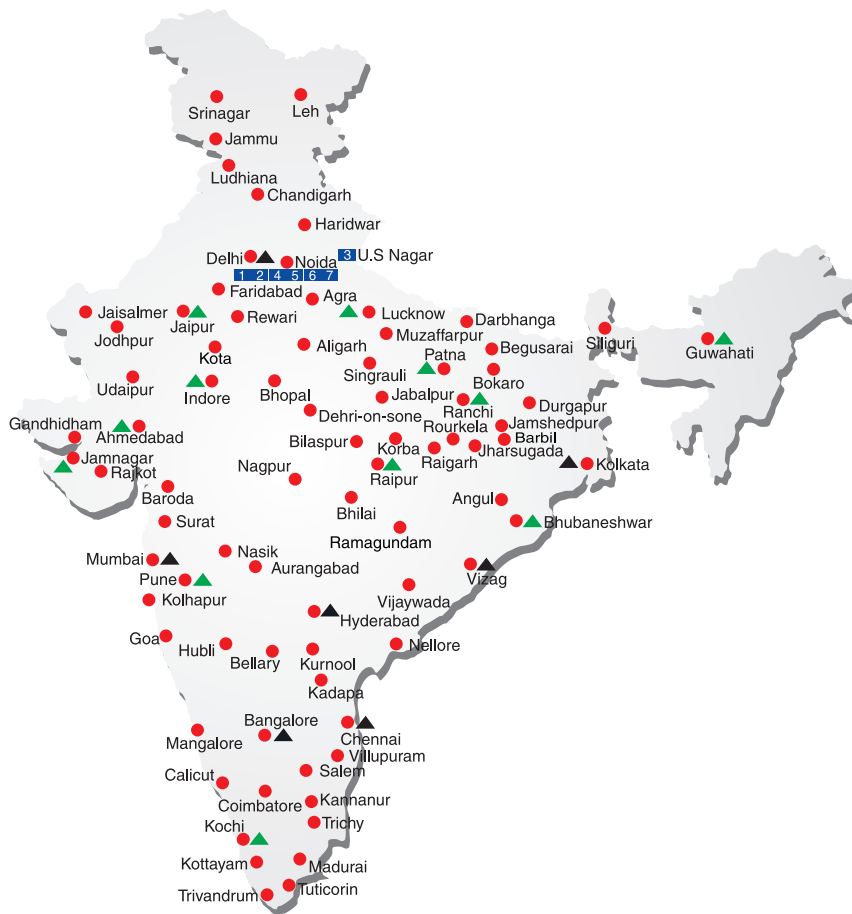
### Loader Performance

A. DUMP HEIGHT	2.78 M
B. LOADOVER HEIGHT	3.25 M
C. BUCKET PIN HEIGHT	3.46 M
D. REACH AT GROUND	1.95 M
E. REACH AS FULL HEIGHT BUCKET DUMPED	1.15 M
F. BELOW GROUND LEVEL DIG DEPTH	0.08 M
X. MAX. REACH AT FULL HEIGHT	1.53 M
G. ROLLBACK AT GROUND	40°
H. DUMP ANGLE	42°
HYDRAULIC LIFT CAPACITY TO FULL HEIGHT	4450 kgs
PAY LOAD	1850 kg
LOADER BREAKOUT FORCE BUCKET	6100 kgf
LOADER BREAKOUT FORCE ARM	3350 kgf

### Excavator Performance

I. MAX. DIG DEPTH	4.7 M
J. REACH GROUND LEVEL TO REAR WHEEL CENTER	6.73 M
K. REACH GROUND LEVEL TO SLEW CENTER	5.5 M
L. MAX. WORKING HEIGHT	5.29 M
M. MAX. LOADOVER HEIGHT	3.62 M
N. REACH AT FULL HEIGHT TO SLEW CENTER	2.81 M
O. BUCKET ROTATION POWER	185
P. SIDE REACH TO CENTER LINE OF MACHINE	5.71 M
Q. KING POST TRAVEL	1.02 M
R. REACH GROUND LEVEL TO STABILISER START POINT	4.70 M
S. FULL OPERATING HEIGHT	4.12 M
BUCKET TEAROUT FORCE	5700 kgf
DIPPER TEAROUT FORCE	3200 kgf
LIFT CAPACITY TO BUCKET PIVOT AT FULL REACH	1490 kg

# ALL INDIA NETWORK



## CUSTOMER CARE

TOLL FREE No

**1800 1800 004**

- WORKS
- ▲ REGIONAL OFFICES
- ▲ AREA OFFICES
- SALES AND SERVICE DEALERS



## MARKETING H.Q.

4th Floor, Pinnacle, Surajkund, NCR-121009  
Ph.: +91-129-4550000, Fax: +91-129-4550022  
E-mail: marketing@ace-cranes.com

## REGISTERED OFFICE

Dudhola Link Road, Dudhola, Palwal-121102, Haryana  
Ph.: +91-1275-280111, Fax: +91-1275-280133  
CIN: L74899HR1995PLC053860

## MUMBAI OFFICE

31, "Kalpataru Court", Chembur, Mumbai - 400074  
Ph.: +91-22-25206846, 25207070, Fax: +91-22-25207071  
E-mail: acemumbai@ace-cranes.com

## KOLKATA OFFICE

"Forma Towers" 84-A, Second Floor, AJC Bose Road,  
Kolkata - 700014. Ph.: +91-33-65012050  
E-mail: acekolkata@ace-cranes.com

## CHENNAI OFFICE

1st Floor, "Alsa Regency", 165, Eldams Road,  
Alwar Pet, Chennai - 600018  
Ph.: +91-44-24314253, Fax: +91-44-24314252  
E-mail: acechennai@ace-cranes.com



# ACE

## Action Construction Equipment Ltd.

Contact:



ACE reserves the right to alter any specifications without prior notice. Dimensions, weights & capacities mentioned herein are variable by  $\pm 5\%$ . Accessories if shown are not part of the Standard Equipment.



www.ace-cranes.com

AX13011/2017