

ACE

F-160

NextGen Hydraulic Crane

Capacity : 16 tonnes

Engine Power : 101 bhp.

Rough terrain and rugged, 4x4 articulated NextGen pick 'n' move crane with front mounted cabin.



- Front mounted ergonomically designed Cabin
- Improved kinematics with low Center of Gravity
- Slotted boom
- Self Adjusting hook block
- Fail safe air brakes
- Better creep speed
- Four wheel drive (4x4)



*Nothing beats an **ACE***



Specifications

F-160

LIFTING CAPACITY	16 Tonnes
ENGINE	TATA (BS3 CEV), 4 Cylinder water cooled, Turbo charged and After Cooled engine or Suitable Engine.
Max. Rating	101 HP (74.3 KW) at 2200 RPM
TRANSMISSION	Heavy Duty Synchromesh with 8 Forward and 2 reverse speeds with high low range selector.
Axles	Front axle is rigidly mounted on the chassis and Rear axle is mounted with 2 Nos. leaf Springs.
Drive	2 / 4 Wheel drive.
Clutch	Heavy Duty, single, dry friction type hydraulic clutch.
Top Speed	40 KMPH on even metaled Road (without load)
Gradeability	40 % (unladen)
STEERING	Hydraulically operated steering wheel with 45° Articulation on either side and turning radius of 7.5 Mtrs (approx) on outer rear wheels.
BRAKES	Pneumatically operated dual circuit brakes on Front and Rear wheels. Parking brake is pneumatically operated spring actuated fail safe type.
HYDRAULIC SYSTEM	<ul style="list-style-type: none"> ● Intra Vane type Main Pump. Five spools control valve with built in Relief Valve. ● Suction line has 100 mesh size Strainer while return line is fitted with 25 micron full flow filter. ● Two double acting lift cylinders, one double acting extension cylinder and two double acting steering cylinders.

TELESCOPIC BOOM	4 part slotted boom, 2 part hydraulically operated & synchronized and 4th part power extended
BOOM LUFFING Range	- 4° to + 64°
HOIST	Winch is driven by hydraulic motor and fitted with rope tensioner. Hoisting is provided through self adjusting hook block employing 4/6 falls of 13 mm dia rope
Hoist Speed	55 Mtr/Min (Line Speed)
ELECTRICAL SYSTEM	24v, Negative earth.
TYRES	11.00 x 20 - 16 PR (8 Nos.)
Wheel Base	3800 mm
Wheel Track	1825 mm
SAFETY	<ul style="list-style-type: none"> ● Hose Failure Protection ● Audio Over hoisting Indication ● Safety Brakes on Hoist ● Self-Adjusting Hook Block ● Front and rear wheel guards
STANDARD EQUIPMENT	<ul style="list-style-type: none"> ● ROPS fully enclosed wide view cabin ● Front and Rear work lights ● Reflectors and rear view mirror ● Tool kit ● Cabin Fan ● Wiper Motor ● Gauges :- <ol style="list-style-type: none"> a) Water Temperature. b) Engine Oil Pressure c) RPM meter cum hour recorder d) Air Pressure ● Rear view camera ● Front Outriggers ● Beacon Rotating Light
OPTIONAL EQUIPMENT	<ul style="list-style-type: none"> ● Fly jib (1.25 Tonnes Max. Capacity) ● Spark arrestor ● Safe load indicator/ LMI ● Over Hoist hydraulic cutoff ● Fire extinguisher ● Cabin Front Glass Protector ● Helper / Slinger Seat ● Drag Winch ● Front & Side Proximity Sensors
OPERATING WEIGHT	
Front axle	6035 Kgs.
Rear Axle	10200 Kgs.
Total Weight	16235 Kgs.

F-160



- 1 ROPS CABIN**
Front mounted, ergonomically designed Cabin for better visibility and driveability.




- 2 GROUND CLEARANCE**
High ground clearance of 300mm for easier rough terrain operation.



- 3 OUTRIGGERS**
Front Outriggers for added safety during high lift operations.



- 4 INCREASED VISIBILITY**
Bigger size front windscreen and re-routing of hoses provide much better front visibility.



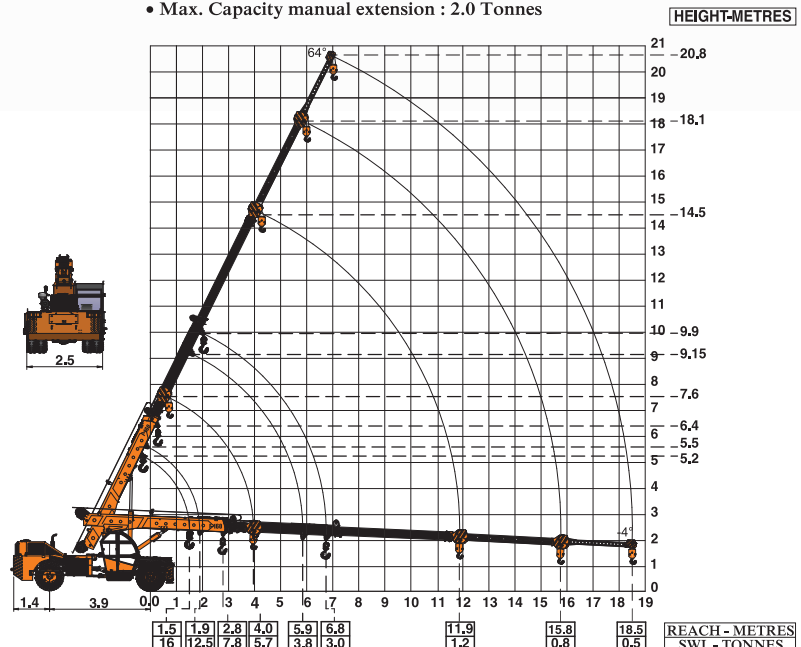
- 5 ENGINE**
Best in class TATA / Ashok Leyland 4 Cylinder engine having nation wide service support and spare parts availability.



- 6 OPTIMIZED KINEMATICS AND LOW C.G.**
F-160 crane has been evolved/designed keeping in mind operational safety parameters with low Center of Gravity (C.G.) providing best in class stability

F-160 Crane with 4 part boom

- Max. Capacity Fly jib : 1.25 Tonnes
- Max. Capacity manual extension : 2.0 Tonnes



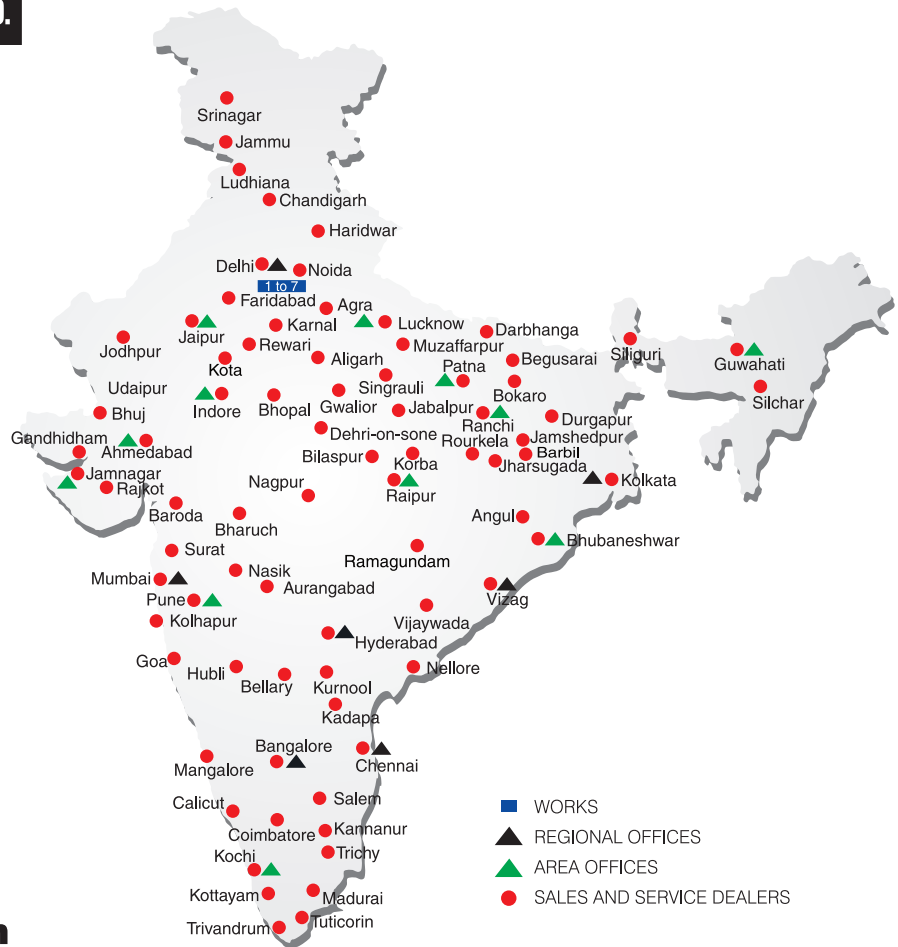
- 7 EASY MAINTENANCE**
The engine is easily accessible for daily maintenance checks including battery, air filter, oil dipstick and cooling system

BUILT TO PERFORM



RELIABLE AND DEPENDABLE EFFICIENCY

NETWORK



www.ace-cranes.com

MARKETING H.Q.

4th Floor, Pinnacle
Surajkund, NCR-121009
Ph.: +91-129-4550000
Fax: +91-129-4550022
E-mail: marketing@ace-cranes.com

REGISTERED OFFICE

Dudhola Link Road, Dudhola
Palwal-121102, Haryana
Ph.: +91-1275-280111
Fax: +91-1275-280133
CIN : L74899HR1995PLC053860

MUMBAI OFFICE

31, "Kalpataru Court"
Chembur, Mumbai - 400074
Ph.: +91-22-25206846, 25207070
Fax: +91-22-25207071
E-mail: acemumbai@ace-cranes.com

KOLKATA OFFICE

"Forma Towers" 84-A, Second Floor
AJC Bose Road, Kolkata - 700014
Ph.: +91-9038070630
E-mail: acekolkata@ace-cranes.com

CHENNAI OFFICE

1st Floor, "Alsa Regency", 165
Eldams Road, Alwar Pet
Chennai - 600018
Ph.: +91-44-24314253
Fax: +91-44-24314252
E-mail: acechennai@ace-cranes.com

HERE TO SERVE YOU.

SPARE PARTS & SERVICE

ACE has all India Sales and Service network operating out of all the major cities. These outlets are fully equipped to provide genuine spare parts and services by company trained engineers. These outlets are further supported by company officials based at Delhi, Mumbai, Chennai, Kolkatta, Ahmedabad, Surat, Pune, Jaipur, Chandigarh, Ranchi, Raipur, Indore, Bhubneshwar, Lucknow, Jamnagar, Hyderabad, Bangalore, Guwahati, Patna, Vizag & Kochi.



Action Construction Equipment Ltd.

Contact:



ACE reserves the right to alter any specifications without prior notice. Dimensions, weights & capacities mentioned herein are variable by $\pm 5\%$. Accessories if shown are not part of the Standard Equipment.