

ACE

SX 150

Nextgen Hydraulic Mobile Crane

Rough terrain and rugged articulated pick n move crane.



INDIA'S NO. 1
MOBILE & TOWER CRANE CO.

- Ergonomically designed front mounted cabin
- Slotted boom
- Self Adjusting hook block
- Improved kinematics
- Better visibility
- Air brakes
- Better creep speed



*Nothing beats an **ACE***

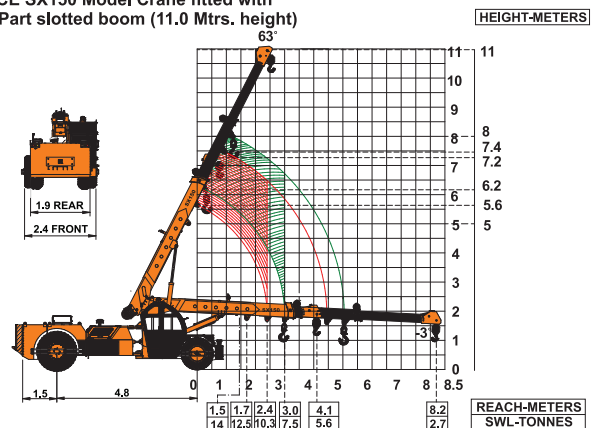
Specifications

SX150

LIFTING CAPACITY (Free on wheels)	14 Tonnes
ENGINE	KOEL/ACE Water Cooled Diesel Engine
Rated Power	49.5 BHP at 2200 RPM
TRANSMISSION	Heavy Duty, sliding mesh with 6 forward and 2 reverse speeds with high low range selector.
Clutch	Heavy Duty, dry friction cera-metallic clutch plate with diaphragm type pressure plate.
Top Speed	29 KMPH Without load
HYDRAULIC SYSTEM	<ul style="list-style-type: none"> ● Gear / Intra Vane type Main Pump. ● Three spools control valve with built in Relief valve. ● Suction line has 100 mesh size Strainer while return line is fitted with 25 micron full flow filter. ● Two double acting lift cylinders, two double acting steering cylinders and one double acting extension cylinder.
ELECTRICAL SYSTEM	12V, Negative earth with 35 Amp. Alternator and 75 Amp. Battery
STEERING	Power steering through orbitrol with twin hydraulic double acting cylinders having 45° articulation on either side .
BRAKES	
Service	<ul style="list-style-type: none"> ● Fully air operated S Cam dual brakes on front wheels and air operated disc brakes on rear wheels. Brakes are actuated through a single pedal.
Parking	<ul style="list-style-type: none"> ● Air operated spring actuated fail safe type.
TELESCOPIC BOOM	Three part slotted boom with hydraulically operated synchronized extensions (11.0 mtrs height).
Telescoping Timing	In : 6~9 Seconds Out : 13~16 Seconds
BOOM LUFFING	
Range	-3° TO + 63°
Time	Lowering : 10~13 Seconds Raising : 21~24 Seconds

HOIST	Winch is driven by hydraulic motor and fitted with rope tensioner. Hoisting is provided through self adjusting hook block employing 4 falls of 13 mm dia rope
Hoist Speed	50 Mtrs./Min. (Line Speed)
FLUID CAPACITIES	
Engine	8.00 Ltrs.
Fuel Tank	120.00 Ltrs
Hydraulic Tank	100.00 Ltrs.
Transmission	57.00 Ltrs.
TYRES	
Front	11.00 x 20 – 16 PR (4Nos.)
Rear	13.00 x 24 – 12 PR (2 Nos.)
SAFETY	<ul style="list-style-type: none"> ● Hose failure protection. ● Audio over hoisting indication ● Safety brakes on hoist. ● Self-adjusting hook block. ● Front and rear wheel guard(s)
STANDARD EQUIPMENT	<ul style="list-style-type: none"> ● ROPS fully enclosed wide view front mounted cabin ● Rear View Camera ● Front and Rear work lights ● Reflectors and rear view mirror ● Tool kit ● Cabin Fan ● Gauges :- <ul style="list-style-type: none"> a) Water temperature b) Engine oil pressure c) Fuel Gauge d) RPM meter cum hour recorder e) Air pressure
OPTIONAL EQUIPMENT	<ul style="list-style-type: none"> ● Fly jib ● Spark arrestor ● Safe load indicator/ LMI ● Over Hoist hydraulic cutoff ● Fire extinguisher ● Beacon rotating light ● Front outriggers ● Drag Winch ● Front and side proximity sensors ● Cabin front glass protector ● Helper/Slinger seat ● 4 part slotted boom, 3 part hydraulically Operated & synchronized and 4th part power extended (15.4 mtrs height)
OPERATING WEIGHT	14200 Kgs

ACE SX150 Model Crane fitted with 3 Part slotted boom (11.0 Mtrs. height)



NOTE : • All above specifications are pertaining to SX150 model fitted with 11.0 Mtrs. boom
• Rated loads are on the basis of operation on firm and level surface..

Full rated lifting capacity available in articulated / steered condition.



1 CABIN
Front mounted, ergonomically designed spacious Cabin for better visibility & driveability.

2 REAR DECK
Spacious & well laid out rear deck for storing lifting tackles etc. and provides ample space for slingers/helpers.

3 INCREASED VISIBILITY
Bigger size front windscreen provided for better visibility and safe operation.



4 STEERING WHEEL & CONTROLS
Steering wheel is provided as a standard feature, which along with ergonomically placed operator console and instrument cluster ensures ease of operation.

5 EASY MAINTENANCE
The engine is easily accessible for daily maintenance checks including battery, air filter, oil level and cooling system.



6 STABLE DESIGN
3 Point Oscillation Joint provides for safer and stable operation.

7 FRONT OUTRIGGERS
Optional Front Outriggers for added safety during high lift operations.



8 SLOTTED BOOM
Facilitates easier load positioning & fitted with self adjusting hook block.

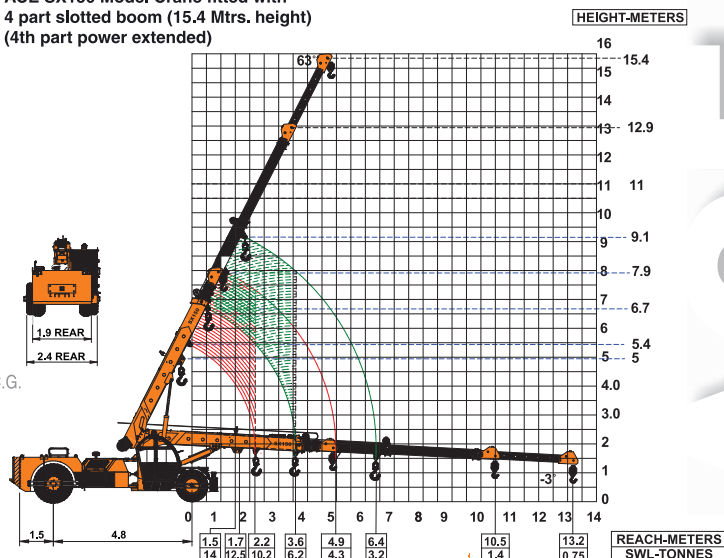


9 GROUND CLEARANCE
Ground clearance of 300mm facilitates easier rough terrain operation.



10 OPTIMIZED KINEMATICS AND LOW C.G.
SX150 crane has been designed with low Center of Gravity (C.G.) providing best in class stability and operational safety

ACE SX150 Model Crane fitted with 4 part slotted boom (15.4 Mtrs. height) (4th part power extended)



Full rated lifting capacity available in articulated / steered condition.

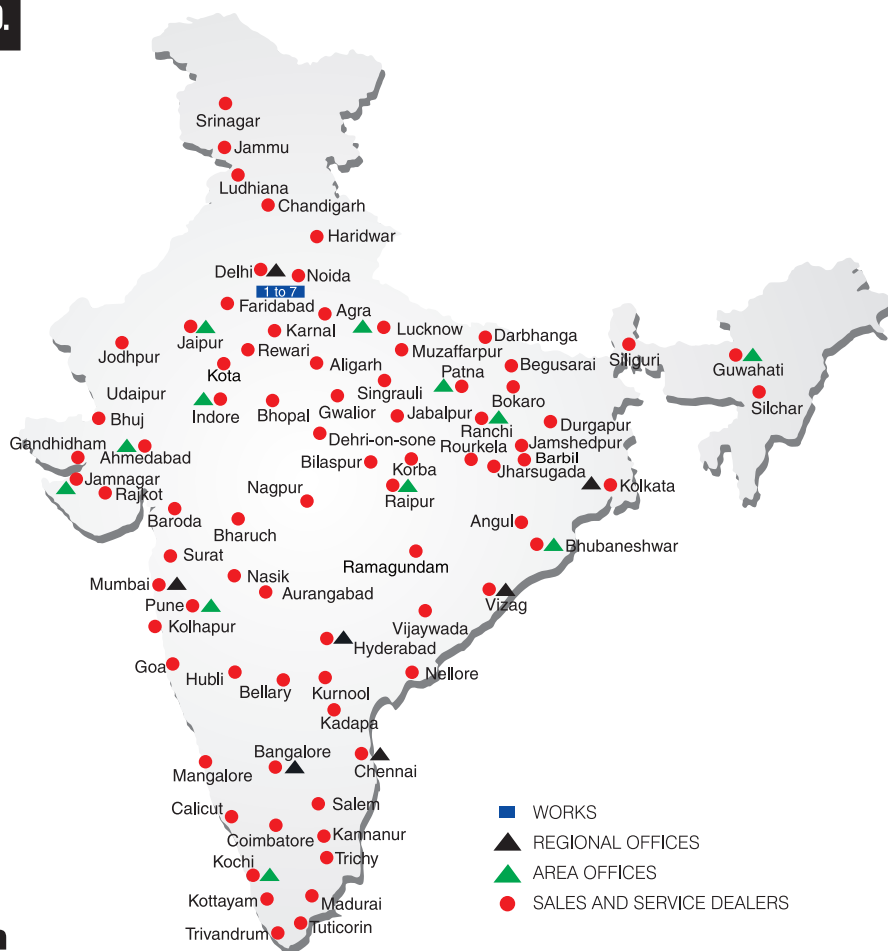
ACE advantages

BUILT TO PERFORM



**RELIABLE AND
DEPENDABLE
EFFICIENCY**

NETWORK



**Toll Free Help Line
1800 1800 004**

www.ace-cranes.com

MARKETING H.Q.

4th Floor, Pinnacle
Surajkund, NCR-121009
Ph.: +91-129-4550000
Fax: +91-129-4550022
E-mail: marketing@ace-cranes.com

REGISTERED OFFICE

Dudhola Link Road, Dudhola
Palwal-121102, Haryana
Ph.: +91-1275-280111
CIN : L74899HR1995PLC053860

MUMBAI OFFICE

31, "Kalpataru Court"
Chembur, Mumbai - 400074
Ph.: +91-22-25206846, 25207070
Fax: +91-22-25207071
E-mail: acemumbai@ace-cranes.com

KOLKATA OFFICE

"Forma Towers" 84-A, Second Floor
AJC Bose Road, Kolkata - 700014
Ph.: +91-9038070630
E-mail: acekolkata@ace-cranes.com

CHENNAI OFFICE

1st Floor, "Alsa Regency", 165
Eldams Road, Alwar Pet
Chennai - 600018
Ph.: +91-44-24314253
Fax: +91-44-24314252
E-mail: acechennai@ace-cranes.com

HERE TO SERVE YOU.

SPARE PARTS & SERVICE

ACE has all India Sales and Service network operating out of all the major cities. These outlets are fully equipped to provide genuine spare parts and services by company trained engineers. These outlets are further supported by company officials based at Delhi, Mumbai, Chennai, Kolkata, Ahmedabad, Surat, Pune, Jaipur, Chandigarh, Ranchi, Raipur, Indore, Bhubneshwar, Lucknow, Jamnagar, Hyderabad, Bangalore, Guwahati, Patna, Vizag & Kochi.



Action Construction Equipment Ltd.

Contact:



ACE reserves the right to alter any specifications without prior notice. Dimensions, weights & capacities mentioned herein are variable by $\pm 5\%$. Accessories if shown are not part of the Standard Equipment.

SX150/09/18